



Your partner in surgery
OPX mobilis® – Operating Tables



A Sense of Company

With more than 90 years of experience, SCHMITZ is one of the leading international manufacturers of medical products.

A family-owned business with a living tradition. Our typical employee has been with the company for some 18 years, proof of how strongly they identify with our values and philosophy.


In 2012, the company's management passed to Friedrich and Matthias Schmitz, the fourth generation of the family.

We are proud to be located in Germany and are deeply rooted in our home region. We develop and manufacture here.

90% of our suppliers are from Germany, of which 60% are from the local region.

Made in Germany





A Sense of Care

We understand the services which are our lifeblood, and aim to achieve maximum customer satisfaction. From consulting through planning to installation.

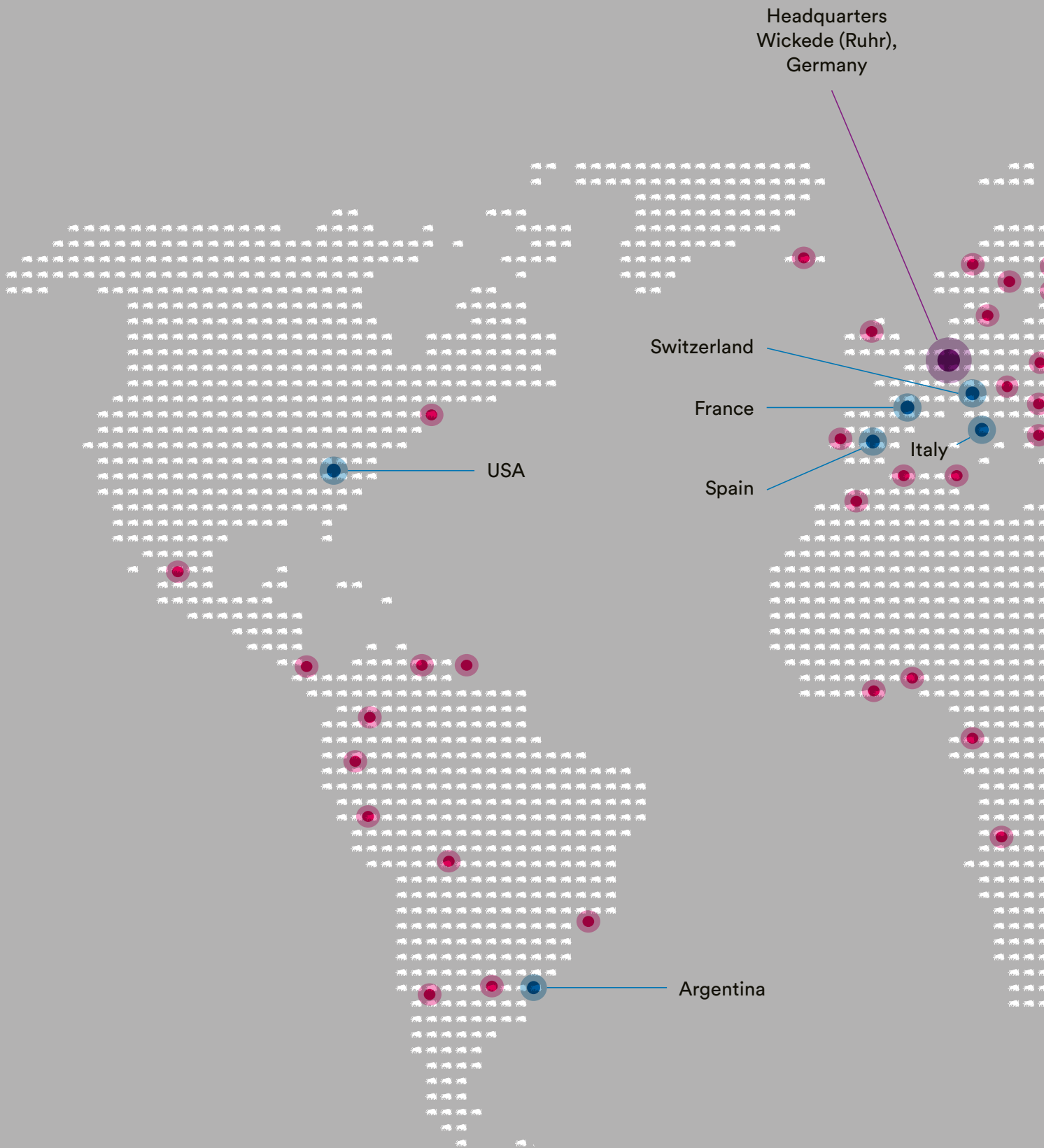
Cost-effectiveness through longevity is what you can expect from us.

With a well thought-out service concept and comprehensive support, SCHMITZ works alongside you as partner from start to finish.

Technical Customer Service

T +49 (0)2377 84 549

service@schmitz-medical.com



- Over 80 international trade partners
- Sales offices

SCHMITZ – represented worldwide





OPX mobilis® CE^{MD}**The all-rounder of operating tables****Functional operability**

The straightforward, reliable operating concept allows simple and independent positioning.

Universal, flexible and versatile.

Comfortable and preventive

The use of memory foam pads guarantees maximum patient comfort and ideal decubitus prophylaxis.

Universal mobility

The stable chassis ensures 100% controlled and energy-efficient mobility for added safety.

Easy to care for and hygienic

The sophisticated holistic hygiene concept guarantees optimal hygienic conditions in the OR theatre thanks to self-adhesive gel glue.

Universal, flexible and versatile

The manual or electrohydraulic adjustment options together with an extensive range of accessories for the mobilis make this a universal and versatile operating table – always adapted to your needs and working methods.





Mobile base



Manual override

Hand-held control



OPX mobilis® C€^{MD}

Added functionality and mobility

Hand-held control

For activation of the electrohydraulic adjustment functions of the table. The hand-held control unit features a battery charge indicator as well as an activation key to prevent an accidental triggering of table movements. The function key “Reverse Mode” allows normal operation of the table functions in the case of a reverse patient positioning. Backlit keys for a safe operation in the darkened OR theatre. The hand-held control can be equipped with an optional “Return-to-zero“ function.

Manual override

The table can be adjusted both electrically and manually by means of preselection lever and hydraulic pump, making it operational at all times!

Mobile base

Four easy-glide double castors with cap. Central brake and spring-loaded directional castor to be activated by foot pedal (model-dependent).

Tested for safety following the CB scheme

according to IEC 60601 by an independent and authorized German testing institute.



OPX mobilis® C^{MD}

Added functionality and mobility

Battery charger

for electro-hydraulic tables, removable, small and handy execution. Resistant to damages; IEC 60320 standard plug socket with inserted mains cable. Trickle charging of batteries.

A fixation of the pads by means of adhesive gel strips


provides optimal retention of the pads. The adhesive gel strips are disinfection-proof, thus creating optimised hygienic conditions inside the OR theatre.

The SAF mattresses

ensure prevention of pressure ulcers along with enhanced patient comfort.

Head and leg plates removable at the push of a button

Patient positioning in reverse mode thanks to an easy exchange of head and leg plate. The interlocking adaptors allow an easy attachment of the table elements.



OPX mobilis® C€^{MD}**Added functionality and mobility**

Optional accessory: Radiolucent CFRP bar
at the back section.

Continuous rails

for X-ray cassette insertion.

Central delivery point

for connection of mains cable and potential equalization.
Activating key and display for technical status information.

Castors with caps for splash protection**Longitudinal shift**

of tabletop (L models) by up to 250 mm.





Neurosurgery



Fracture of neck of femur



OPX mobilis® 200 / 300 C€^{MD}

The mobile and light-weight operating tables:

Operate anywhere – with or without a power supply

Exact control – every time

Swivel preselection lever for all model-dependent table movements, easily activated by foot using the pump lever.

Soft removable SAF pad

High-quality memory pads help position the patient properly and prevent decubitus ulcers. They are pressure relieving, impermeable to liquids and electrically conductive. Can be easily affixed to the table using adhesive gel strips.

High directional stability and manoeuvrability

Transport around tight bends and long corridors with minimal effort thanks to 4 smooth-running double castors, which can be locked centrally by the foot pedal. Additional stability by virtue of the spring-loaded directional castor (depending on model).

Best hygienic conditions in the operating theatre

Easy to clean, enclosed surfaces, a hygienic floor pan seal on the bottom of the table as well as disinfection-resistant adhesive gel strips on the pad attachments. These are just a few of the mobilis features that support your hygiene plan.

Longitudinal movement of tabletop

The tabletop can be moved a total of 250 mm lengthways (depending on model) to ensure optimal x-rays with the C-arm.

OPX mobilis® CE^{MD}

Basic models



Model No.	Description
-----------	-------------

161.2010.1	mobilis 200 Operating table with hydraulic foot pump for the following two movements: High/Low, Trendelenburg/Reverse Trendelenburg. Manual servo-assisted adjustment of the back section. Mobile on four double castors with cap, 2 of which antistatic, central locking by foot pedal. (w/o head and leg sections)
-------------------	---

Model No. Description



161.3110.1 mobilis 300 C

Operating table with hydraulic foot pump for three different positionings: High/Low, Lateral (left/right), Trendelenburg/Reverse Trendelenburg. Manual servo-assisted adjustment of the back section. Mobile on four double castors with cap, 2 of which electrically conductive, central brake and spring-loaded directional castor activated by foot pedal. **(w/o head and leg sections)**



161.3210.1 mobilis 300 CL

similar to model 300 C, but additionally with manual longitudinal displacement of table top by up to max. 250 mm, enabling optimized use of X-ray amplifier (C-arm). **(w/o head and leg sections)**



OPX mobilis® 200/300 C €^{MD}

Standard configuration

Two-part, radiolucent table top comprising:

- Back section
- Seat section with cut-out for gynaecology (optionally: without gyn. cut-out)

Hydraulic positioning:

- High/Low
- Trendelenburg/Reverse Trendelenburg
- Lateral (mobilis 300 models)

Adjustment of hydraulic positions by preselector with with visual display of the selected function on the base and foot pump.

Servo-assisted adjustment of the back section. Integrated X-ray cassette tunnel. Antistatic SAF pads, 60 mm thick. Table frame construction of stainless steel, sandblasted and electropolished, disinfectant-proof. Side rails of stainless steel, 25 × 10 mm, on both sides of the table top for attaching accessories, column with stainless steel panelling.

Mobile base in shock resistant ABS, disinfectant-proof.


Mobile on four double castors (125 mm) with caps against fluids, 2 of which antistatic, central locking by foot pedal action, 1 spring-loaded directional castor, activated by foot pedal (mobilis 300 models).



OPX mobilis® 200/300 C €^{MD}

Basic equipment

Model No.	Description
-----------	-------------



101.2580.1	Head rest servo-assisted one-hand tilting, detachable at the push of a button, with integrated X-ray cassette tunnel.
-------------------	---



101.2590.1	Head rest double-adjustment, servo-assisted weight compensation, detachable at the push of a button, with integrated X-ray cassette tunnel.
-------------------	---



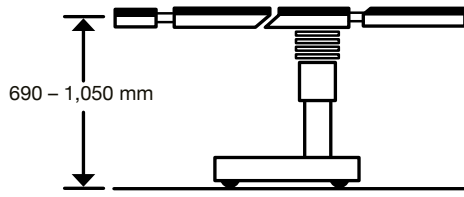
101.2170.1	2 Section leg section manual swivelling and servo-assisted tilting with weight compensation, detachable at the push of a button.
-------------------	--



101.2180.1	Leg section one-piece version, servo-assisted tilting, detachable at the push of a button.
-------------------	--

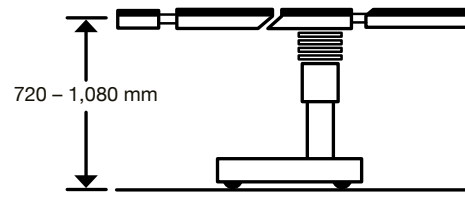
**For further accessories,
please see our catalogue no. 92.**

mobilis 200, 300 C

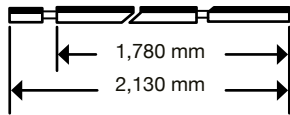


Height adjustment range

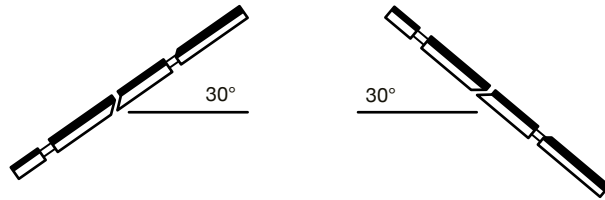
mobilis 300 CL



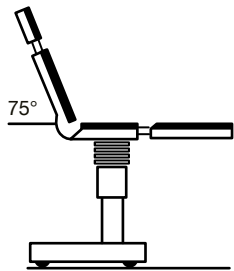
Height adjustment range



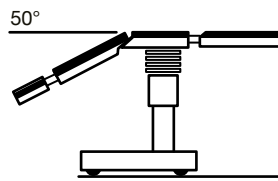
Overall length



Trendelenburg/Reverse Trendelenburg



Back section adjustment

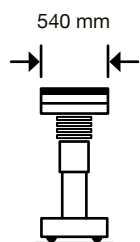


Back section adjustment

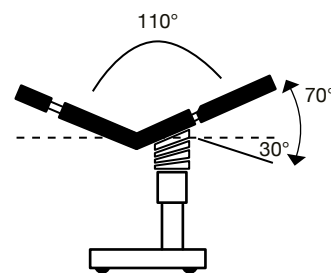
mobilis 300 models



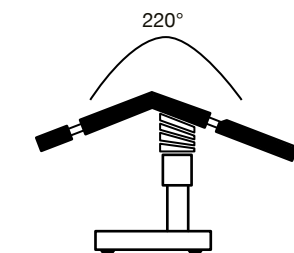
Lateral adjustment



Width of table top



Reflex



Flex

OPX mobilis® 200/300 C €^{MD}**Adjustment functions and dimensions**

Technical data	mobilis 200	mobilis 300 C	mobilis 300 CL
Overall length w/o head and leg sections	1,140 mm	1,140 mm	1,140 mm
Overall length w/o head rest, with leg section	1,780 mm	1,780 mm	1,780 mm
Overall length with head and leg sections	2,130 mm	2,130 mm	2,130 mm
Width of table top	540 mm	540 mm	540 mm
Total width	590 mm	590 mm	590 mm
Base plate (L x W)	1,120 x 580 mm	1,120 x 580 mm	1,120 x 580 mm
Diameter of castors	125 mm	125 mm	125 mm
5th directional castor	—	■	■
Height adjustment range (w/o pads)	690 – 1,050 mm	690 – 1,050 mm	720 – 1,080 mm
Trendelenburg, hydraulic adjustment	30°	30°	30°
Reverse Trendelenburg, hydraulic adjustment	30°	30°	30°
Lateral adjustment, hydraulic	—	+/- 20°	+/- 20°
Longitudinal displacement of table top, totally	—	—	250 mm
Back section	+ 75/- 50°	+ 75/- 50°	+ 75/- 50°
Leg plate(s)	+ 20/- 90°	+ 20/- 90°	+ 20/- 90°
Swivelling of leg plates	180°	180°	180°
Head rest	+ 30/- 45°	+ 30/- 45°	+ 30/- 45°
Tilt of head section pad	25°	25°	25°
Net weight (approx.) incl. head and leg sections	160 kg	180 kg	190 kg
Weight capacity ² max. static load	up to 250 kg	up to 250 kg	up to 250 kg
Safe working load	up to 185 kg	up to 185 kg	up to 185 kg

■ = standard equipment

² The weight capacity may vary depending on the patient's orientation and position on the tabletop.



OPX mobilis® RC CE^{MD} **for comfortable and reliable surgery**

Hand-held Control

One-touch adjustment of table movements

Battery Charge Indicator

Activating Key

preventing accidental table movement

Backlit control keys

ensure a safe and easy handling in the darkened OR theatre

Reverse Mode

reversion of table functions with patient in inverted position

Optional 0 position

automatically returns the table top back to its starting position

Manual Override – Double security

Not only electro-hydraulic adjustment of all table functions by means of hand-held control but also manual positioning by preselector and pump lever

Three-way Pedal

for straight run, free movement and central brake of the castors

Back section adjustment

Electro-hydraulic adjustment of the back section by hand-held control or manually by means of preselector and pump lever (model-dependent equipment)

OPX mobilis® RC CE^{MD}

Basic models

Model No.	Description
-----------	-------------



161.3510.1	mobilis RC 30
-------------------	----------------------

Universal Operating Table with electro-hydraulic adjustment by means of hand-held control for three different positionings: High/Low, Lateral (left/right), Trendelenburg/Reverse Trendelenburg.

All of these table movements may also be operated manually by hydraulic foot pump.

Manual servo-assisted adjustment of the back section. Rechargeable batteries. External charger with voltage input from 100 V to 240 V and mains cable. Mobile on four double castors with cap, 2 of which antistatic, auxiliary directional castor and central brake activated by foot pedal. **(w/o head and leg sections)**



Model No. Description

161.3610.1 mobilis RC 30 L
similar to model RC 30, but additionally with manual longitudinal displacement of table top by up to max. 250 mm, enabling optimized use of X-ray amplifier (C-arm).

101.0225.0 Return-to-zero function
(w/o ill.) for model RC 30, not retrofittable.

OPX mobilis® RC CE^{MD}

Basic models



Model No. Description

161.4510.1 mobilis RC 40

Universal Operating Table with electro-hydraulic adjustment by means of hand-held control for four different positionings: High/Low, Lateral (left/right), Trendelenburg/Reverse Trendelenburg, back section. All of these table movements may also be operated manually by hydraulic foot pump.

Rechargeable batteries. External charger with voltage input from 100 V to 240 V and mains cable. Mobile on four double castors with cap, 2 of which antistatic, auxiliary directional castor and central brake activated by foot pedal. **(w/o head and leg sections)**



Model No. Description

161.4610.1 mobilis RC 40 L
similar to model RC 40, but additionally with manual longitudinal displacement of table top by up to max. 250 mm, enabling optimized use of X-ray amplifier (C-arm).

101.0226.0 Return-to-zero function
(w/o ill.) for model RC 40, not retrofittable.



OPX mobilis® RC Standard configuration

Two-part, radiolucent table top comprising:

- Back section
- Seat section with cut-out for gynaecology (optionally: without gyn. cut-out)

Electrohydraulic adjustments:

- High/Low
- Trendelenburg/Reverse Trendelenburg
- Lateral
- Back section (RC 40 models)

Manual Override:

Manual hydraulic activation of the selected table function via preselector and pump lever.

Servo-assisted adjustment of the back section (RC 30 models). Integrated X-ray cassette tunnel. Antistatic SAF pads, 60 mm thick. Table frame construction of stainless steel, sandblasted and electropolished, disinfectant-proof. Side rails of stainless steel, 25 × 10 mm, on both sides of the table top for attaching accessories, column with stainless steel panelling.

Mobile on four double castors (125 mm) with caps against fluids, 2 of which antistatic, central locking by foot pedal action, 1 spring-loaded directional castor, activated by foot pedal. Mobile base in shock resistant ABS, disinfectant-proof.

Rechargeable batteries. External battery charger with mains cable.

Note:


The battery charger is fit for voltages of 100 - 230 V/standard frequency of 50 - 60 Hz, and is equipped with an appliance coupler acc. to IEC-60320 standard.



OPX mobilis® RC

Basic equipment

Model No.	Description
-----------	-------------



101.2580.1	Head rest servo-assisted one-hand tilting, detachable at the push of a button, with integrated X-ray cassette tunnel.
-------------------	---



101.2590.1	Head rest double-adjustment, servo-assisted weight compensation, detachable at the push of a button, with integrated X-ray cassette tunnel.
-------------------	---



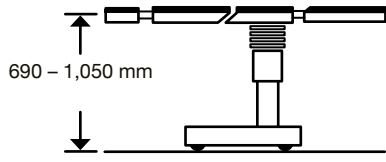
101.2170.1	2 Section leg section manual swivelling and servo-assisted tilting with weight compensation, detachable at the push of a button.
-------------------	--



101.2180.1	Leg section one-piece version, servo-assisted tilting, detachable at the push of a button.
-------------------	--

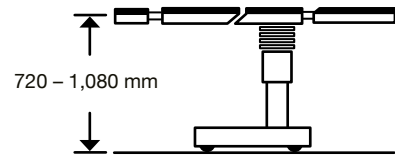
For further accessories, please see our catalogue no. 92.

RC 30, RC 40

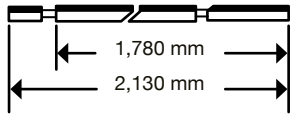


Height adjustment range

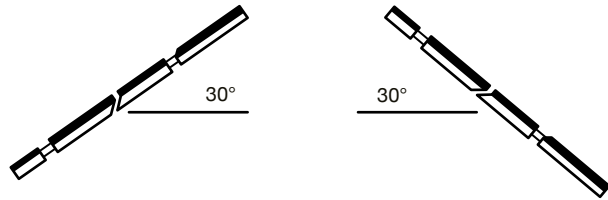
RC 30 L, RC 40 L



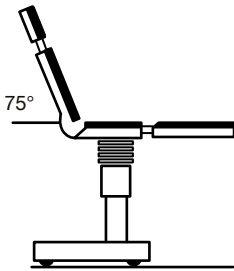
Height adjustment range



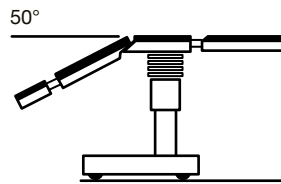
Overall length



Trendelenburg/Reverse Trendelenburg



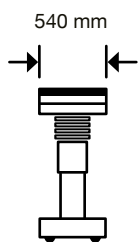
Back section adjustment



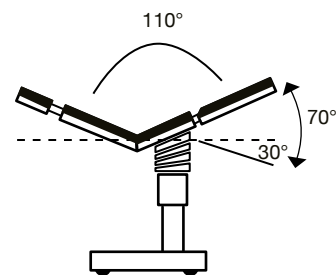
Back section adjustment



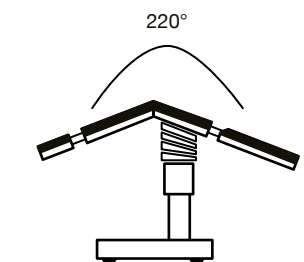
Lateral adjustment



Width of table top



Reflex



Flex

OPX mobilis® RC CE^{MD}

Adjustment functions and dimensions

Technical data	RC 30	RC 30 L	RC 40	RC 40 L
Overall length w/o head and leg sections	1,140 mm	1,140 mm	1,140 mm	1,140 mm
Overall length w/o head rest, with leg section	1,780 mm	1,780 mm	1,780 mm	1,780 mm
Overall length with head and leg sections	2,130 mm	2,130 mm	2,130 mm	2,130 mm
Width of table top	540 mm	540 mm	540 mm	540 mm
Total width	590 mm	590 mm	590 mm	590 mm
Base plate (L x W)	1,120 mm x 580 mm	1,120 mm x 580 mm	1,120 mm x 580 mm	1,120 mm x 580 mm
Diameter of castors	125 mm	125 mm	125 mm	125 mm
5 th directional castor	■	■	■	■
Height adjustment range (w/o pads) ³	690 mm -1,050 mm	720 mm -1,080 mm	690 mm -1,050 mm	720 mm -1,080 mm
Trendelenburg ³	30°	30°	30°	30°
Reverse Trendelenburg ³	30°	30°	30°	30°
Lateral adjustment ³	+/-20°	+/-20°	+/-20°	+/-20°
Longitudinal displacement of table top, totally	—	250 mm	—	250 mm
Back section	+ 75/- 50°	+ 75/- 50°	+ 75/- 50° ³	+ 75/- 50° ³
Leg plate(s)	+ 20/- 90°	+ 20/- 90°	+ 20/- 90°	+ 20/- 90°
Swivelling of leg plates	180°	180°	180°	180°
Head rest	+ 30/- 45°	+ 30/- 45°	+ 30/- 45°	+ 30/- 45°
Tilt of head section pad	25°	25°	25°	25°
Net weight (approx.) incl. head and leg sections	210 kg	220 kg	215 kg	225 kg
Weight capacity ² :				
max. static load (up to)	250 kg	250 kg	250 kg	250 kg
Safe working load (up to)	185 kg	185 kg	225 kg	225 kg
Battery operation	■	■	■	■

■ = standard equipment

² The weight capacity may vary depending on the patient's orientation and position on the tabletop.

³ electrohydraulic adjustment

OPX mobilis® C€^{MD}

Recommended accessories

General Surgery

Model No.	Description
101.2580.1	Head section
101.2170.1	Leg section
101.0019.0	Arm rest
101.0123.0	Wristlet
101.0177.1	Body restraint strap
101.0012.0	Anaesthetic frame
101.0111.0	Anaesthetic frame extension

Vascular surgery

Model No.	Description
OPX mobilis® RC 40 L without gyn. cut-out	
101.2580.1	Head section
101.2170.1	Leg section
101.0019.0	2 x Arm rest

Proctological procedures

Model No.	Description
1. in lithotomy position	
101.2580.1	Head section
101.0115.0	2 x Leg support (Goepel type)
101.0146.0	2 x Attachment clamp
101.0019.0	2 x Arm rest
101.0010.0	Pair of shoulder supports

2. in prone position

101.2580.1	Head section
101.2170.1	Leg plates w/o gyn. cutout
101.0019.0	2 x Arm rest
101.0682.0	Knee/foot plates (pair)
101.0107.1	2 x Lateral support pad
101.0178.0	Rectoscopy/Buttocks support
101.0146.0	2 x Attachment clamp
101.0012.0	Anaesthetic frame

Minimal invasive surgery/ Laparoscopy

Model No.	Description
101.2580.1	Head section
101.2170.1	Leg section
101.0019.0	Arm rest
101.0123.0	Wristlet
101.0164.0	2 x Leg restraint strap
101.0012.0	Anaesthetic frame
101.0111.0	Anaesthetic frame extension

optionally

101.0115.0	2 x Leg support (Goepel type)
101.0146.0	2 x Attachment clamp

as an alternative for 101.0115.0/101.0146.0

101.0678.0	UniLeg leg supports (pair)
------------	----------------------------

Kidney and Thorax surgery

Model No.	Description
OPX mobilis® L-model (max. 225 kg safe working load)	
101.2590.1	Head section
101.2170.1	Leg section
101.0352.0	Tunnel pad with Kgel protection
101.0121.0	3 x Bracket for body supports
101.0162.0	2 x Back/buttock support
101.0175.0	Pubis/sacrum/sternum support

Gynaecology

Model No.	Description
101.2580.1	Head section
101.2170.1	Leg section
101.0115.0	2 x Leg support (Goepel type)
101.0146.0	2 x Attachment clamp
101.0019.0	Arm rest
101.0123.0	Wristlet
101.0012.0	Anaesthetic frame
101.0111.0	Anaesthetic frame extension

alternatively

101.4010.1	Adaptor, short
------------	----------------

Urology / TUR

Model No.	Description
101.2580.1	Head section
101.2170.1	Leg section
101.6010.1	Adaptor, long
101.0182.0	Deep drain basin
101.0191.0	TUR Sieve
101.0115.0	2 x Leg support (Goepel type)
101.0146.0	2 x Attachment clamp
101.0019.0	Arm rest
101.0123.0	Wristlet
101.0012.0	Anaesthetic frame
101.0111.0	Anaesthetic frame extension

**as an alternative for
101.0115.0/101.0146.0**

101.0678.0	UniLeg leg supports (pair)
------------	----------------------------

OPX mobilis® C€^{MD}

Recommended accessories

ENT/OMFS

Model No.	Description
1. Table model without gyn. cutout	
101.2580.1	Head section
101.0332.0	Donut head pad
101.2180.1	Leg section
2. Reverse Mode Positioning instead of leg section	
101.2720.0	Universal adaptor
101.0363.0	Connecting piece
101.0179.0	Shaped head rest
3. Reverse Mode Positioning instead of leg section	
101.2780.1	Back plate
101.0363.0	Connecting piece
101.0179.0	Shaped head rest
additionally, for all three variants	
101.0019.0	2 x Arm rest
101.0177.1	Body restraint strap

Ophthalmology

Model No.	Description
Patient positioning in reverse mode L table model without gyn. cutout	
101.2180.1	Leg section
101.0019.0	Arm rest
101.2780.1	Back plate
101.0256.0	Horseshoe head rest with one-hand operation
alternatively	
101.2720.0	Universal adaptor
101.0256.0	Horseshoe head rest with one-hand operation
Traumatology (fracture treatment of the upper arm and forearm)	
Model No.	Description
101.2580.1	Head section
101.2170.1	Leg section
101.0136.0	Upper arm positioning device
101.0146.0	Attachment clamp
101.0152.0	Countertraction post for upper arm
101.0146.0	Attachment clamp
101.0163.1	Weinberger hand traction device
in prone position	
101.0122.0	Upper arm positioning plate
101.0117.0	Attachment clamp
Attachment clamp for forearm extension:	
101.0257.0	Axilla support
101.0258.0	Elbow support

Shoulder arthroscopy

Model No.	Description
in Beach-Chair position	
101.2790.1	Shoulder arthroscopy plate
101.2170.1	Leg section
101.0266.0	Shaped head rest for shoulder surgery
101.0364.0	Head rest connector
101.0019.0	2 x Arm rest
101.0177.1	Body restraint strap

Knee arthroscopy

Model No.	Description
101.2580.1	Head section
101.2170.1	Leg section
101.0212.1	Knee arthroscopy positioning device

alternatively

101.0583.0	Knee arthroscopy positioning device
101.0164.0	Leg restraint strap
101.0019.0	Arm rest
101.0012.0	Anaesthetic frame
101.0137.0	Wristlet

Arm/Hand surgery

Model No.	Description
101.2580.1	Head section
101.2170.1	Leg section
101.0070.1	Arm/hand operating table

as an alternative for 101.0070.1

101.0108.0	Arm/hand operating table (radiolucent CFRP board)
101.0019.0	Arm rest
101.0177.1	Body restraint strap
101.0012.0	Anaesthetic frame

OPX mobilis® C€^{MD}

Recommended accessories

Traumatology (fracture treatment of the lower limbs)

Model No.	Description
Table model without gyn. cutout	
101.2580.1	Head section
101.0270.1	Extension device with basic accessories: 1 x seat section with pad 2 x extension bar supports 2 x foot plates for adults 2 x traction boots for adults 1 x countertraction post for dorsal position
101.0350.0	Countertraction post for lateral position
101.0748.0	Transport trolley
101.0218.0	Transfer leg plates (pair)
101.0019.0	Arm rest
101.0012.0	Anaesthetic frame
101.0137.0	Wristlet

Model No.	Description
Fractures of the femur and neck of the femur, additional accessories	
101.0115.0	Leg support (Goepel type)
101.0146.0	Attachment clamp
101.0193.0	Side rail extension

Fractures of the lower legs, additional accessories

101.0280.1	Positioning device for the lower leg
101.0165.0	Kirschner wire device
101.0569.0	Condyle fixation
101.0115.0	Leg support (Goepel type)
101.0146.0	Attachment clamp
101.0193.0	Side rail extension

Spinal surgery

Model No.	Description
101.2580.1	Head section
101.2170.1	Leg section

in knee/elbow position

101.0682.0	Knee/foot plates (pair)
101.0107.1	2 x Lateral support pad
101.0178.0	Buttocks support
101.0146.0	2 x Attachment clamp
101.0355.0	Gel large prone positioner
101.0019.0	2 x Arm rest
101.0012.0	Anaesthetic frame

Neurosurgery

Model No.	Description
-----------	-------------

101.2580.1	Head section
101.2170.1	Leg section

in supine/prone position

101.2720.0	Universal adaptor
101.0113.0	DORO Skull clamp adaptor
101.0142.0	DORO Universal basic unit
101.0127.0	DORO-Skull-Clamp

Semi-sitting/sitting position

101.0014.0	Cross-bar attachment
101.0018.0	2 x Attachment clamp
101.0113.0	DORO Skull clamp adaptor
101.0142.0	DORO Universal basic unit
101.0127.0	DORO-Skull-Clamp
101.0019.0	2 x Arm rest

**alternatively:
accessories for head positioning
made of radiolucent material**

Adiposity surgery

Model No.	Description
-----------	-------------

RC 40 model


101.2580.1	Head section
101.2170.1	Leg section

as an alternative for the leg section

101.0219.0	Leg support, Goepel type (heavy duty)
101.0147.0	2 x Attachment clamp
101.0194.0	Extension plates (two-part set)
101.0200.0	Extension plates (two-part set)
101.0455.1	Body strap
101.0019.0	2 x Arm rest
101.2070.1	Knee/foot rest

alternatively

101.0368.0	Foot rest (pair)
101.0010.0	Pair of shoulder supports
101.0164.0	2 x Leg restraint strap



Contact

SCHMITZ medical GmbH
Zum Ostefeld 29
58739 Wickede (Ruhr)
Germany



All devices marked with the CE-MD symbol, in combination with our accessories, meet the requirements of Medical Device Regulation 2017/745/EU (MDR) as well as the Medical Device Amendment Act and are risk class I medical devices.



All devices marked with the simple CE symbol meet the requirements of low-voltage directive 2014/35/EU as well as the regulation on electrical equipment.

Please also refer to the instructions for use, for more details about the intended use!

T +49 (0)2377 84 0

F +49 (0)2377 84 162

zentrale@schmitz-medical.com

Exports department:

T +49 (0)2377 84 0

F +49 (0)2377 84 135

export@schmitz-medical.com

Technical service, hotline:

T +49 (0)2377 84 549

F +49 (0)2377 84 210

service@schmitz-medical.com

Information on our establishments worldwide can be found on our website:

www.schmitz-medical.com



* This product is an article of merchandise, sold under OEM brand name.

Our goods and services are to be understood ex works. Deliveries are effected via our authorized partners or branch offices. The company reserves the right to alter the design, construction, dimensions and finish of its products without notice. All relevant dimensions and weights are to be understood as approximate information/data. The patient positionings shown in this catalogue are only exemplary and make no claim to the correctness and/or completeness of the accessories, please observe the instructions for use in any case. Due to technical reasons colour deviations are possible.

Nominal charge 3.00 Euro.